

# EK-600U /601W

WUXGA / WXGA Middle Class High Performance Projector

**EIKI**  
*Eiki grows with you*

## High Brightness, Versatile Digital Inputs, Flexible Installation



|         |         |                    |
|---------|---------|--------------------|
| EK-600U | 6000 lm | WUXGA(1920 x 1200) |
|---------|---------|--------------------|

|         |         |                  |
|---------|---------|------------------|
| EK-601W | 5500 lm | WXGA(1280 x 800) |
|---------|---------|------------------|

### Outstanding Features

- Contrast Ratio 7200:1 (ECO mode with DynamicBlack™ ON)
  - Fulfilling Digital Input Terminals  
HDBaseT, HDMI x2, Displayport
  - x1.8 Zoom Lens
  - Vertical / Horizontal Lens shift
  - Vertical / Horizontal Keystone & Corner Keystone
  - LAN Control  
Crestron Roomview/ AMX Device Discovery / PJLink
  - High Color Reproducibility
  - 24 / 7 Operability
  - 3D Function
  - Built-in 10-Watt x2 Audio Speaker
  - Easy Maintenance  
Top-accessed Lamp & Side-accessed Filter
  - WUXGA - VGA Compatible
- **Flexible Installation** ( x1.8 Zoom Lens, V/H Lens shift, V/H Keystone )

### Wide Zoom Lens :



**x 1.8 Zoom**



Throw Ratio  
EK-600U : 1.2 - 2.2 : 1  
EK-601W : 1.3 - 2.3 : 1

### Lens Shift :


EK-600U Vertical : 0% - +20%, Horizontal : +/- 10%  
EK-601W Vertical : 5% - +25%, Horizontal : +/- 10%

Lens Shift Image



# EK-600U /601W WUXGA / WXGA Middle Class High Performance Projector

## Terminal



- ① LAN
- ② Service
- ③ HDMI 1
- ④ HDMI 2
- ⑤ Displayport
- ⑥ VGA1 IN
- ⑦ VGA OUT
- ⑧ S-VIDEO
- ⑨ AUDIO IN (Video)
- ⑩ AUDIO IN (VGA1)
- ⑪ AUDIO OUT
- ⑫ USB Power
- ⑬ 3D SYNC
- ⑭ 12V OUT
- ⑮ HDBaseT
- ⑯ VGA2 IN
- ⑰ RS232C
- ⑱ VIDEO
- ⑳ MIC IN

## Cabinet Size




W x H x D  
423 x 159 x 356 mm

## Specifications

| Model                              | EK-600U   | EK-601W                |
|------------------------------------|---|------------------------|
| Imaging System                     | 0.67" DMD   | 0.65" DMD              |
| Brightness                         | 6,000 lm  | 5,500 lm               |
| Resolution                         | WUXGA (1,920x1,200)                               | WXGA (1,280 x 800)     |
| Aspect Ratio                       | 16:10   |                        |
| Contrast Ratio                     | 7,200 :1 (ECO mode with DynamicBlack™ ON)         |                        |
| Projection Lamp                    | 365 W   |                        |
| Estimated Lamp Life (Eco / Normal) | 4,000 / 3,000 hours                               |                        |
| Image size                         | 40" - 300"  |                        |
| Image Width                        | 0.9 - 6.5 m                                       |                        |
| Lens (F Value / Focal length)      | F = 2.3 - 3.15, f = 17.63 - 31.36 mm              |                        |
| Zoom Ratio                         | Manual x1.8                                       |                        |
| Throw Distance (Wide - Tele)       | 1.0 - 14.0 m                                      | 1.0 - 14.7 m           |
| Throw Ratio                        | 1.2 - 2.2 : 1                                     | 1.3 - 2.3 : 1          |
| Lens Shift                         | V: 0% - +20%, H: ±10%                             | V: +5% - +25%, H: ±10% |
| Keystone Correction                | V: ±30°, H: ±30°, Corner Keystone                 |                        |
| Projector Elevation Adjustment     | 9 degrees   |                        |
| Image Orientation                  | Normal, Rear, Ceiling, Rear + Ceiling             |                        |
| Scanning Frequency                 | Auto : H Sync. 15.4 - 91.1 kHz, V Sync. 24- 85 Hz |                        |
| Dot Clock                          | HDMI: 175MHz, RGB (analog): 165MHz                |                        |
| Computer : Compatibility           | WUXGA - VGA                                       |                        |
| Video : Compatibility              | 480 i/p, 576 i/p, 720p, 1080 i/p                  |                        |

## Control Panel




## Remote control



## Lamp(SP.74W01GC01)



## Filter(51.72025G001)



| Model                | EK-600U                         | EK-601W  |
|----------------------|---------------------------------|--|
| Input Terminal       | HDBaseT                         | RJ45 x 1   |
|                      | HDMI1/HDMI2                     | HDMI x 2   |
|                      | Displayport                     | Displayport x 1  |
|                      | VGA1/VGA2                       | D-sub 15 pin x 2 (Shared with Component)   |
|                      | Component                       | D-sub 15 pin x 2 (Shared with VGA 1 / VGA 2 )  |
|                      | S-Video                         | Mini Din 4 pin x 1   |
|                      | Composite Video                 | RCA x 1  |
|                      | PC Audio                        | 3.5 mm Stereo Mini Jack x 2  |
|                      | AV Audio                        | 2RCA ( L / R ) x 1   |
| Output Terminal      | MIC IN                          | 3.5 mm Stereo Mini Jack x 1  |
|                      | VGA                             | D-sub15 pin x 1  |
|                      | Audio                           | 3.5 mm Stereo Mini Jack x 1  |
| Control Terminal     | 3D Sync                         | Mini Din 3 pin x 1   |
|                      | LAN                             | RJ45 x 1   |
|                      | Serial Port (RS232C)            | D-sub 9 pin x 1  |
|                      | USB                             | Mini USB x 1 (For Service)   |
| Standard Accessories | USB Power Out                   | USB Type A x 1 (For Power Out : 5V / 1.5A)   |
|                      | 12V triggers                    | 3.5mm jack x 1   |
|                      | Built-in Speaker                | 10 W x 2   |
|                      | Fan Noise (Eco / Normal)        | 34 dB / 37 dB  |
|                      | Size (W x H x D)                | 423 x 159 x 356 mm   |
|                      | Weight                          | 6.1 kg   |
|                      | Power Requirements              | 100 - 240 V, 50 / 60 Hz  |
|                      | Power Consumption (ECO/ Normal) | 410 W / 510 W  |
|                      | Power Consumption (Stand-by)    | <0.5 W   |
|                      | Thermal Dissipation             | 1,735 BTU  |
|                      | Standard Accessories            | AC Power Cord, Remote Control & batteries (AAAx2), VGA Cable (1.8m), Lens Cap, Quick Start Guide, Safety Information |

Talk to your EIKI Dealer... the "pro" in projectors.

**EIKI**  
Eiki grows with you

**Eiki Industrial Co., Ltd.**

6-23 Teramoto, Itami-Shi, Hyogo, Japan

Tel: +81-72-782-7552 • Fax: +81-72-782-7590

EIKI World Web Site: <http://www.eiki.com>

Specifications subject to change without notice.  
2016 EIKI Industrial Co., Ltd. Printed in Japan.

2016/05/600/SK2